

Colonoscopy with MiraLAX and Gatorade Prep (Split Prep)

Colonoscopy Preparation Timeline

Check boxes ☐ as you progress!



21 Days Before or ASAP: *Purchase / Pick up items for Split Prep*

Individual items can be purchased at your local pharmacy.

- ☐ Two (2) 5 mg Bisacodyl tablets
- ☐ Two (2) 8.3oz bottles of Polyethylene Glycol (PEG) 3350 powder (MiraLAX or generic equivalent)
- ☐ 96oz Gatorade or approved electrolyte beverage (**NO** red flavors)
- ☐ Two (2) 125 mg or three (3) 80 mg Simethicone tablets, chews, or softgels



7 Days Before:

- ☐ **STOP** taking fiber and iron supplements.
- ☐ If you have diabetes, contact your monitoring provider for further direction on insulin and/or blood sugar management.



3 Days Before:

- ☐ Begin low-fiber diet (10-15g/day.) **AVOID** seeds, nuts, popcorn, corn, whole grains, quinoa, fruit, etc.

For additional details on following a low fiber diet, please visit www.mngi.com/conditions/low-fiber-diet



NEXT PAGE





2 Days Before:

- ☐ Stay well-hydrated.
- ☐ **STOP** eating solid foods at **11:45PM** and begin clear liquid diet (only liquids you can see through).

For additional details on following a clear liquid diet, please visit <https://www.mngi.com/conditions/clear-liquid-diet>




1 Day Before:

- ☐ No solid food. Continue clear liquid diet. **NO** alcohol, red liquids, dairy, oils, pulp, etc.
- ☐ At **12PM**, take two (2) Bisacodyl tablets.
- ☐ Mix 1 bottle of MiraLAX with 64oz of liquid (a minimum of 56oz of electrolyte beverage should be used to mix MiraLAX. Up to 8oz of water can be added to achieve the desired 64oz).
- ☐ Between **4-6PM**, drink MiraLAX-Gatorade preparation (~one 8oz glass every 15min.
- ☐ With last glass of MiraLAX-Gatorade preparation, take 240-250mg of Simethicone.

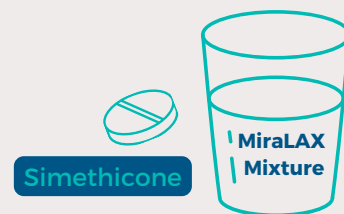
At 12PM



Between 4-6PM



Last Glass of MiraLAX Mixture



Continue liquid diet ONLY



Day of Procedure:

- ☐ Clear liquid diet **ONLY**.
- ☐ Take your morning medications with sips of water **at least 3 hours prior** to your procedure.
 - This includes heart and blood pressure medications, blood thinners (if you have not been told to stop these by our office), methadone, and anti-seizure medications.
 - DO NOT take any chewable vitamins or supplements.
- ☐ **DO NOT** use chewing tobacco, THC, Marijuana, or illicit drugs.

NEXT PAGE

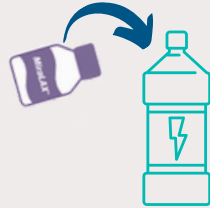


Day of Procedure (Continued)



4 Hours Before:

- Mix 8 capfuls of MiraLAX with 32oz of Gatorade.
- Drink 1 - 8oz glass of the solution every 15 minutes until the mixture is gone. This must be completed within 1 hour.



3 Hours Before:

- **STOP** consuming all liquids. **NOTHING BY MOUTH** until after the colonoscopy.

Ensure stool is clear liquid **ONLY** before your appointment.
If uncertain, contact our office at 612-871-1145.



Additional Information:

- **Medication Adjustments:** If taking GLP-1 agonists (Ozempic, Weygovy, Trulicity, Rybelsus, Saxenda, Byetta, or others) or SGLT-2 inhibitors (Invokana, Farxiga, Jardiance, Steglatro) follow specific holding guidelines.
<https://www.mngi.com/important-announcement-patients-having-procedure>
- **Colon Cleansing Tips:** Stay well hydrated, remain near a toilet, and continue drinking the prep solution every 15 minutes. You may want to keep the solution chilled but do not add ice. You may also consider using a straw.
- **Appointment Changes:** Reschedule if experiencing flu-like symptoms or you have newly diagnosed medical conditions.
- **Responsible Person Requirement:** Ensure you have a companion with you for check-in, discharge, and transportation.
- **How will I know I'm ready?** When you are finished with your prep you should not have any solid stool, only clear liquid stool. You should be able to see to the bottom of the toilet bowl. If you are unsure whether your colon is cleaned out, please call our office at 612-871-1145 before you leave for your appointment.
- **Questions?** For answers to frequently asked questions about your colonoscopy prep and visit. <https://www.mngi.com/colonoscopy-faqs>